

LAW DEPARTMENT COMPENSATION BENCHMARKING SURVEY 2006 EDITION

SAMPLE PAGES

Conducted by

ALTMAN WEIL, INC.
CONSULTANTS TO THE LEGAL PROFESSION

Published In Partnership with
LEXISNEXIS MARTINDALE-HUBBELL

by

ALTMAN WEIL PUBLICATIONS, INC.

Two Campus Boulevard, Suite 200
Newtown Square, PA 19073
(610) 886-2025
(888) 782-7297, Toll free in the US
<http://www.altmanweil.com>

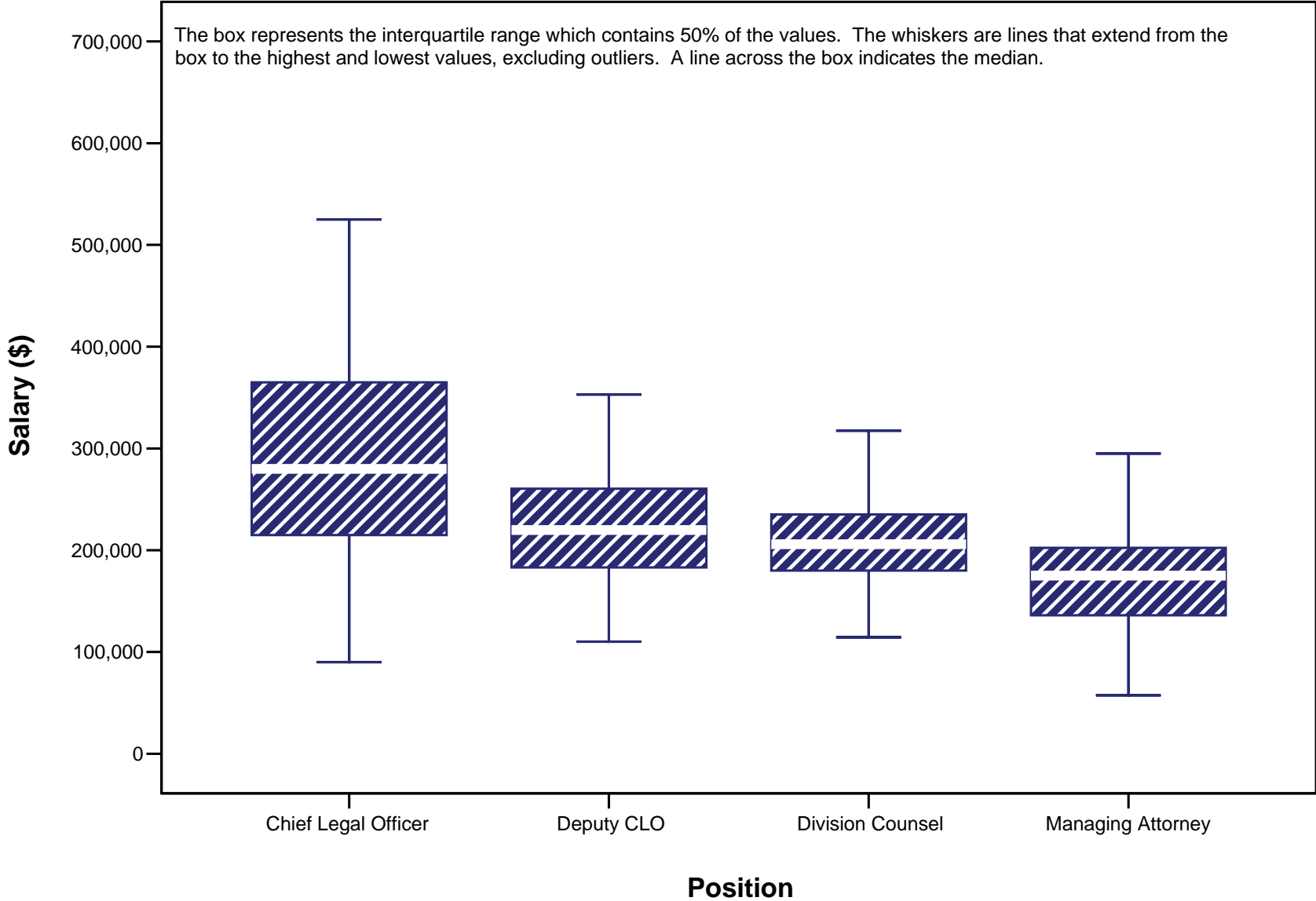
Suite 200
Two Campus Boulevard
Newtown Square, PA 19073
610-886-2000

Suite 202
8555 W. Forest Home Avenue
Milwaukee, WI 53228
414-427-5400

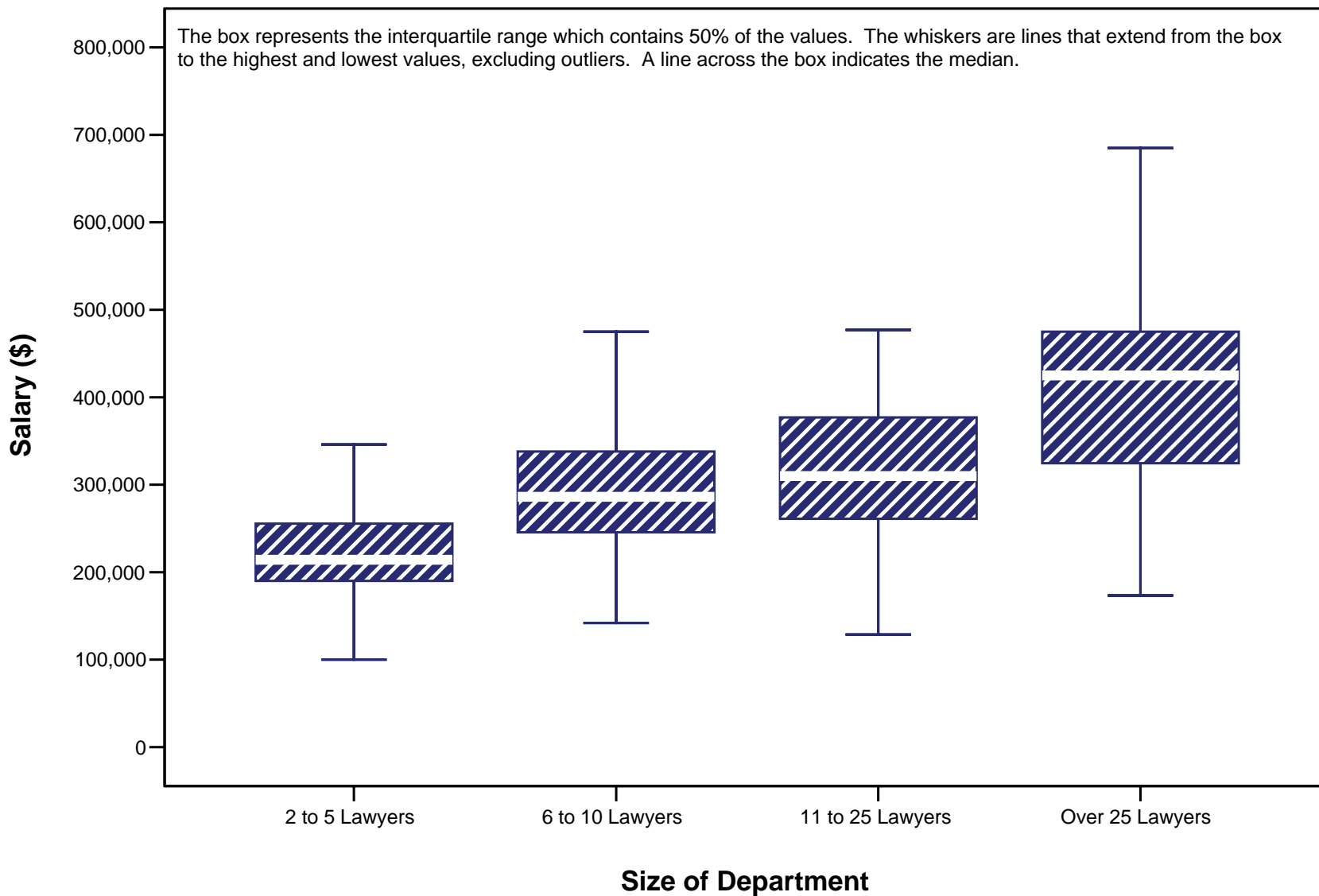
Authorization to photocopy information contained in this survey for the internal or personal use of the purchaser, or the internal or personal use of specific individuals in the purchaser's organization, or for use in court proceedings and arbitrations, is granted by Altman Weil Publications, Inc., provided that the source and Altman Weil Publications, Inc. copyright is noted on the reproduction. Copying for the purposes other than internal or personal reference or court/arbitration proceedings requires the express permission of Altman Weil Publications, Inc. For permission, contact Dan DiLucchio at Altman Weil Publications, Inc., Two Campus Blvd., Suite 200, Newtown Square, PA 19073.

COPYRIGHT® 2006, ALTMAN WEIL PUBLICATIONS, INC., NEWTOWN SQUARE, PA 19073

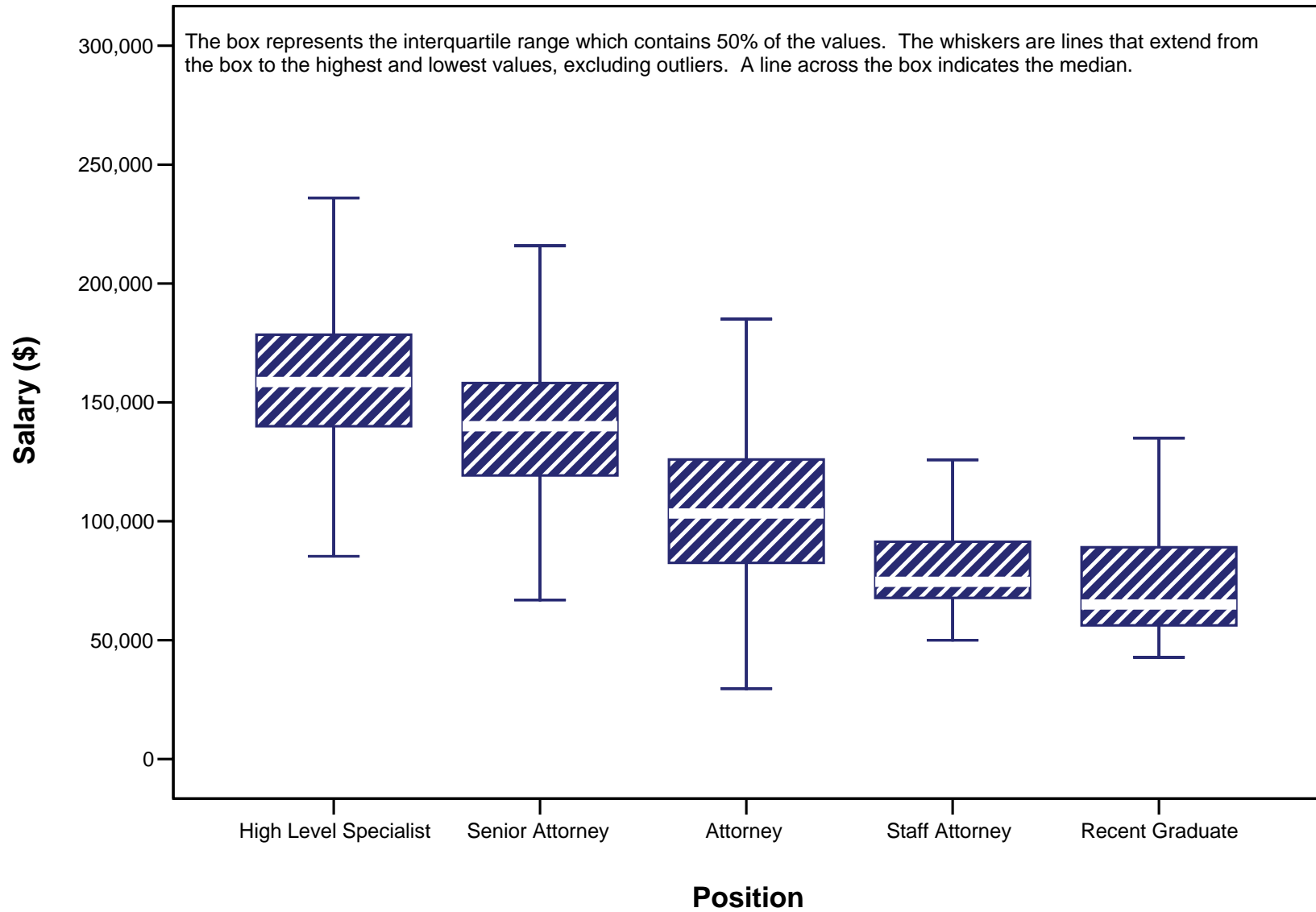
SALARY BY MANAGEMENT POSITION



SALARY CHIEF LEGAL OFFICER BY SIZE OF DEPARTMENT



SALARY BY NON-MANAGEMENT POSITIONS



**HIGH LEVEL SPECIALIST
National
Salary**

National/Position	Number of Employers	Salary					
		Number of Positions Reported	Average \$(000)	Lower Quartile \$(000)	Median \$(000)	Upper Quartile \$(000)	Ninth Decile \$(000)
High Level Specialist	152	1,170	159.8	140.0	158.6	178.5	197.9

**HIGH LEVEL SPECIALIST
National
Bonus**

National/Position	Number of Employers	Bonus					
		Number of Positions Reported	Average \$(000)	Lower Quartile \$(000)	Median \$(000)	Upper Quartile \$(000)	Ninth Decile \$(000)
High Level Specialist	130	1,041	49.1	28.9	44.5	65.1	86.5

**HIGH LEVEL SPECIALIST
National
Total Cash Compensation**

National/Position	Number of Employers	Total Cash Compensation					
		Number of Positions Reported	Average \$(000)	Lower Quartile \$(000)	Median \$(000)	Upper Quartile \$(000)	Ninth Decile \$(000)
High Level Specialist	136	1,094	207.4	168.4	205.1	237.5	275.5